


SAFE VACATIONING

CAMPUS SAFETY




RISKS OF LEAVING RESIDENCY



40,000 BURGLARIES ARE REPORTED EACH YEAR FROM COLLEGES AND UNIVERSITIES



THE AVERAGE **DOLLAR LOSS** PER BURGLARY IS OVER **\$1,700**




SUMMER IS PRIME TIME FOR BREAK INS—**BURGLARIES SPIKE 10% IN JULY AND AUGUST**

TIPS TO BURGLARPROOF YOUR HOME



SOCIAL MEDIA

Limit what you share on social media channels and avoid posts that indicate you will be gone



TRUST A NEIGHBOR

Tell them your travel plans and ask that they let you know if they see anything suspicious



NOTIFY THE POLICE

If gone for an extended amount of time, the police can drive by the area to look for suspicious activity



STOP YOUR MAIL

Mail pile up suggests people aren't home so talk to your local post office to hold your mail



LOCK UP

Close all doors and windows and make sure they are all locked and the blinds are shut so intruders can't see in



BUY A LIGHT TIMER

Give the illusion you are home by having your lights turned on



HIDE THE SPARE KEY

Don't leave it under a doormat or other hiding places—burglars will look in those places first




BE DISCREET

Try not to let people know you are gone or give the idea that your roommate will still be there

9 OUT OF 10 BREAK INS CAN BE PREVENTED IF PEOPLE TAKE THE TIME TO BURGLARPROOF THEIR HOMES



TRAVELING PRECAUTIONS



DRIVING

- Bring license and registration
- Keep doors and windows locked
- Lock valuables in trunk
- Park in a well lit area
- Do not pick up hitchhikers



FLYING

- Pack light to meet luggage size and weight restrictions
- Have copies of plane tickets and proper identification
- Keep an eye on carry-on items



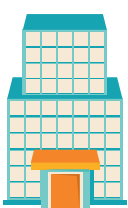
TRAVELING ABROAD

- Have the proper identification and two copies of your passport
- Don't bring flashy valuables and dress conservatively
- Know country laws and customs



CRUISE

- Attend safety briefings and study the evacuation routes
- Keep room locked and valuables in the safe
- Stay in groups on and off the ship



HOTELS

- Reserve a room above the 1st floor
- Use safe to lock up any valuables
- Keep doors and windows locked
- Know where the nearest fire exits and stairwells are located



BEACH

- Use sunscreen for protection
- Take breaks and sit in the shade
- Make sure a lifeguard is on duty
- If caught in a current, swim parallel to shore until the rip passes



MONEY

- Avoid carrying large amounts of cash
- Report stolen checks or credit cards immediately
- Do not use an ATM alone or at night




PUBLIC TRANSPORTATION

- Take cabs that are clearly identified
- If on a train, lock your compartment and keep an eye on luggage
- Remain alert and pay attention to bus route



STREETS

- Don't use shortcuts, narrow alleys or poorly lit streets
- Keep a low profile
- Act purposeful when moving about
- Know phrases in the local language



GOING OUT

- Always stay in a group and never leave alone
- Don't take things from strangers
- Be attentive and remove yourself from strange situations

SOURCES

- www.dakotains.com/news_more.php?ID=28
- www.efcollegebreak.com/travel-tips/packing-tips
- www.myfirstapartment.com/2011/11/apartment-safety-tips-holiday-travel-edition
- www.rd.com/advice/parenting/is-your-college-student-safe-at-school
- travel.state.gov/travel/tips/safety/safety_1747.html

Protection1.com/campus

Find original posts about Campus Safety here: >>>

